



## Learn How to Braid Hair Celebrity Style



Sienna Miller. Photo by Getty Images.

I have a weakness for braids - side, french, fishtails and tiny styles. You name it, I'll wear it. That is if someone will do it for me. I might be able to hot roll my hair blindfolded but when it comes to braiding, I'm a klutz.

When I read about local salon, [Luxe a Salon + Spa](#), offering braid lessons, I marked it in my agenda. With the humid weather lately, I'm in need of some new styles that will stay fresh all day other than my go to high ballet bun.


I'm a forever fan of the side braid and love the latest revival a la Alexander Wang, but think some professional intervention could revive what's become a predictable look for me. Call me overly ambitious (no personal hairstylist here and many celebs wear braided hair extensions) but I think if I can master a french braid then I'll be able to put my long hair to use and recreate chic braided styles all on my own.

The braid lessons will take place this Thursday. Space is limited and you can RSVP at [rsvp@skirtpr.com](mailto:rsvp@skirtpr.com) and 773-661-0700. See the invite in the slideshow below, as well as some braided celebrity looks I envy (that means you, Sienna Miller and Amanda Seyfried!) Which one of the celeb looks would you most like to recreate?

1 of 7

**Luxe a Salon + Spa Presents...**  
The second Thursday of every month

**Lessons in Luxe**  
"In-a-braids" styling classes for the masses




**Bust A Braid Class**  
Thursday, July 8  
6:30 p.m. - 8:00 p.m.

Let the ladies at Luxe help you master the hot braid looks of summer 2010!


Space is limited. \$10 to reserve your spot in advance, or \$12 at the door.

This mega-value includes:

- Cocktails & light refreshments
- Complimentary texture tool
- Tips & tricks cheat sheet
- Reservation fee will count toward your next hair service at Luxe!



2419 W. Belmont Avenue  
Just west of Lyndale  
773.485.2089  
[info@luxeasalon.com](mailto:info@luxeasalon.com)  
[www.luxeasalon.com](http://www.luxeasalon.com)





## I Can Braid Like Lauren Conrad! 3 Braiding Tricks [Pics]



[Adryanna](#) on 07.09.10 at 12:15 PM | [no comments](#) |



[Adryanna](#)

Shopaholic and Beauty Junkie. Wannabe Parisian. <3s The Beatles.



I braided this myself! yay!



Oh. My. God. Watch out Lauren Conrad, your signature [tiny headband braid](#) is no longer a mystery to me. I CAN FRENCH BRAID!

I've spent *years* reading instructions on how to braid and making my friends demonstrate their techniques. Each failed attempt frustrated me and forced me to ask my mother to do it for me, when I still lived at home. You can teach an old gal like me new tricks!

How'd I miraculously learn? [Luxe a Salon + Spa's](#) "Bust a Braid" class. The class not only taught me how to french braid, but I can now fishtail braid and scored loads of chic braid style ideas. I am forever indebted to Ella and Elizabeth, the owners of Luxe, for saving my hair from summer humidity meltdown. My hair has an unruly texture like Bon Jovi's in the 1980s and my heavy bangs require mucho maintenance. Now that I can braid, I don't look like a wild child when I come to the office after walking in the humid morning weather.

With cocktails and cupcakes on the evening's agenda, I wasn't sure how much braiding I'd actually learn, but Ella and Elizabeth made sure the class was fun, informative and included loads of demonstrations with one-on-one practice.

When it comes to hairstylists, it's important that they make your hair look great in the salon chair and teach you how to do it on your own. Ella and Elizabeth did just that. They made even the most complicated looks doable and provided fab and easy braiding tips. The salon will continue to offer classes on different topics the second Thursday of each month. I definitely plan on attending future classes.

Here are a few of Elizabeth and Ella's braid tips:

1. Amp up texture before braiding hair. Slippery hair makes braiding difficult. You can do this with dry shampoo ([told you that it was not just for dirty hair!](#)), a texturizing product or aerosol hair spray.

Two products they suggest:

[PureOlogy PureVolume Thickening Mist](#)

[Moroccan Oil Luminous Hair Spray](#) (Several attendees bought this product for its wonderful smell alone!)

2. Tease hair at the crown before styling. This makes your braided 'do more polished and chic - not sporty or juvenile.

**Now the most important...**

3. Don't look in the mirror when braiding your own hair! Once I quit watching my fingers attempt to french braid my hair in the mirror, I could do it! Seriously! It was bizarre how I instantly went from stumbling hands to ones that braided like clockwork.

Check out the slideshow for pics from the class at Luxe and some of the braid styles taught. Want more braid ideas? [Check out my post on celeb braids.](#)



